





# Adding Supervising Provider to the Patient Superbill

Last modified on 01/16/2026 2:29 pm EST

DrChrono has added a feature that will allow any clinician with a supervising provider to have both names printed on a patient Superbill.


## From the Live Claims Feed:

1. Navigate to **Billing > Live Claims Feed**

|              |       |   |   |   |           |                  |  |
|--------------|-------|---|---|---|-----------|------------------|--|
| View Service | + EOB |  SuperBill |  Clinical Note |  Clone | HCFA/1500 | HCFA/1500 (text) |  Print Screen |
|--------------|-------|---|---|---|-----------|------------------|--|

## From the Appointment Window:



1. Navigate to **Patient Appointment > Billing tab**

|  |                |   |        |              |       |           |           |             |           |
|--|----------------|---|--------|--------------|-------|-----------|-----------|-------------|-----------|
| Appointment                                  | <b>Billing</b> | Eligibility   | Vitals | Growthcharts | Flags | Log Comm. | Revisions | Custom Data | MU Helper |
| <input type="checkbox"/> Institutional Claim |                |  Patient SuperBill Clinical Note Billing Details Other Forms ▼ |        |              |       |           |           |             |           |

## Patient Receipt

### Appointment Date:

#### Provider Information:

**Rendering Provider:**   
**Supervising Provider:**   
**Billing NPI:**  
**Provider EIN:**

**Place of Service Code:**

#### Patient Information

**Patient Name:**  
**Date of Birth:**

**Patient Address:**

