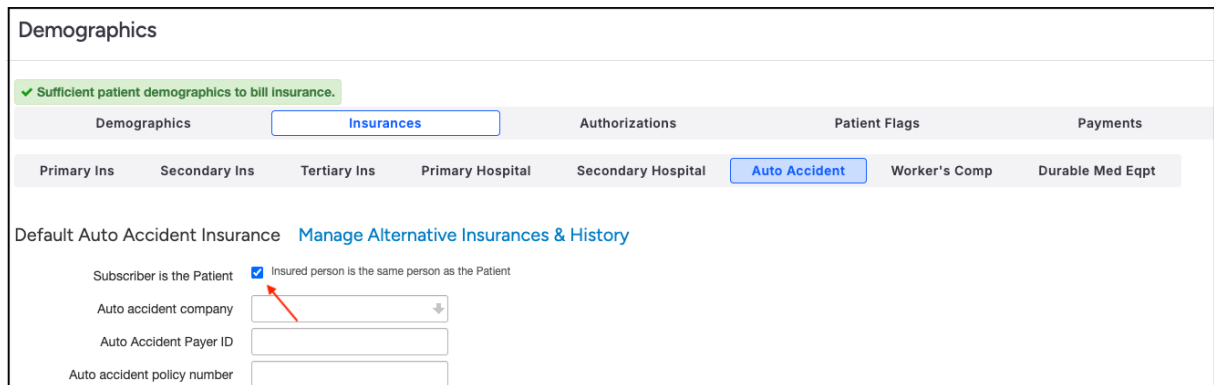


Auto Accident Claims: Option to add a business name as policy holder

Last modified on 06/23/2025 2:08 pm EDT

While processing auto accident claims, you may have a situation where you need to add a business name as a policyholder. There is an option in DrChrono to list a business/company as such.

1. Navigate to the patient's chart and while on the **Insurances** tab, select Auto Accident.



Demographics

✓ Sufficient patient demographics to bill insurance.

Demographics Insurances Authorizations Patient Flags Payments

Primary Ins Secondary Ins Tertiary Ins Primary Hospital Secondary Hospital Auto Accident Worker's Comp Durable Med Eqpt

Default Auto Accident Insurance [Manage Alternative Insurances & History](#)

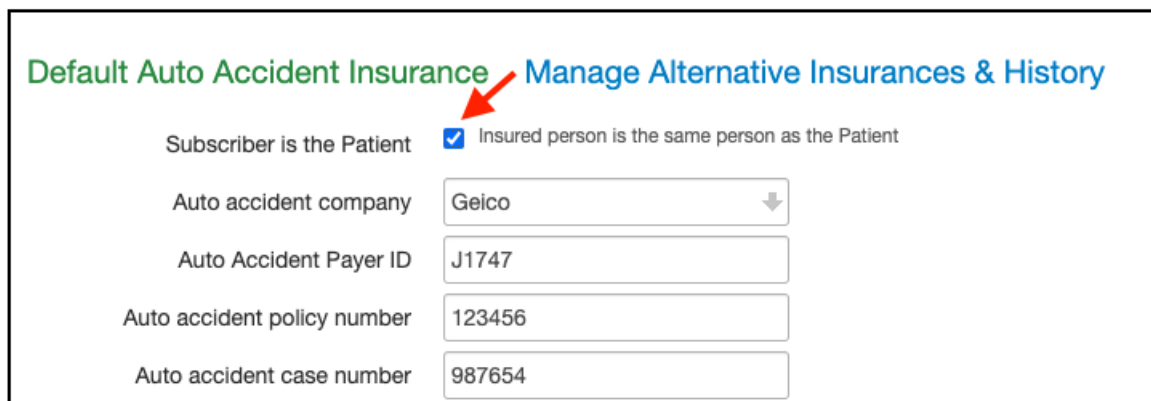
Subscriber is the Patient ☒ Insured person is the same person as the Patient

Auto accident company

Auto Accident Payer ID

Auto accident policy number

2. By default, the system will have a check in the box labeled "Subscriber is the Patient". Simply uncheck the box to unselect the option.



Default Auto Accident Insurance [Manage Alternative Insurances & History](#)

Subscriber is the Patient ☒ Insured person is the same person as the Patient


Auto accident company

Auto Accident Payer ID

Auto accident policy number

Auto accident case number

3. By unchecking the "Subscriber is the Patient" option, the system will open additional options for you under the Subscriber Type section. You will have the option to select Individual or Business.



Subscriber Type ☒ Individual ☐ Business

Patient relationship to the Subscriber

Subscriber first name

4. If you press on Business, the available options will update to give you a spot to enter a business name under "Subscriber Name".

Subscriber Type	<input type="radio"/> Individual
	<input checked="" type="radio"/> Business
Patient relationship to the Subscriber	<input type="text"/>
Subscriber Name	<input type="text"/>
Subscriber Phone Number	<input type="text"/>