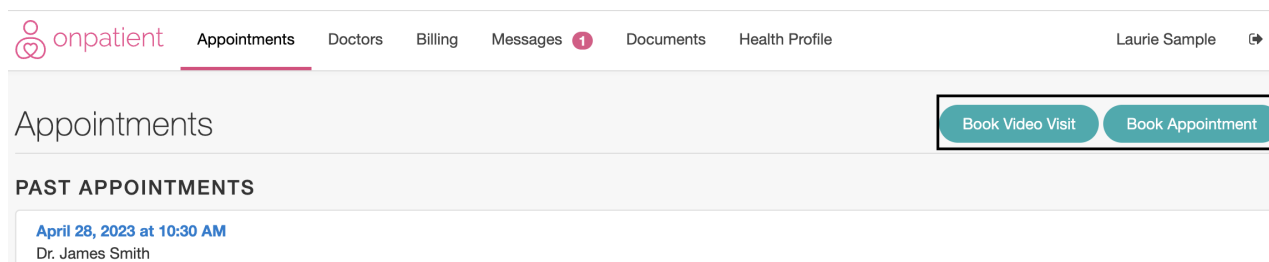


How do I schedule an appointment on OnPatient?

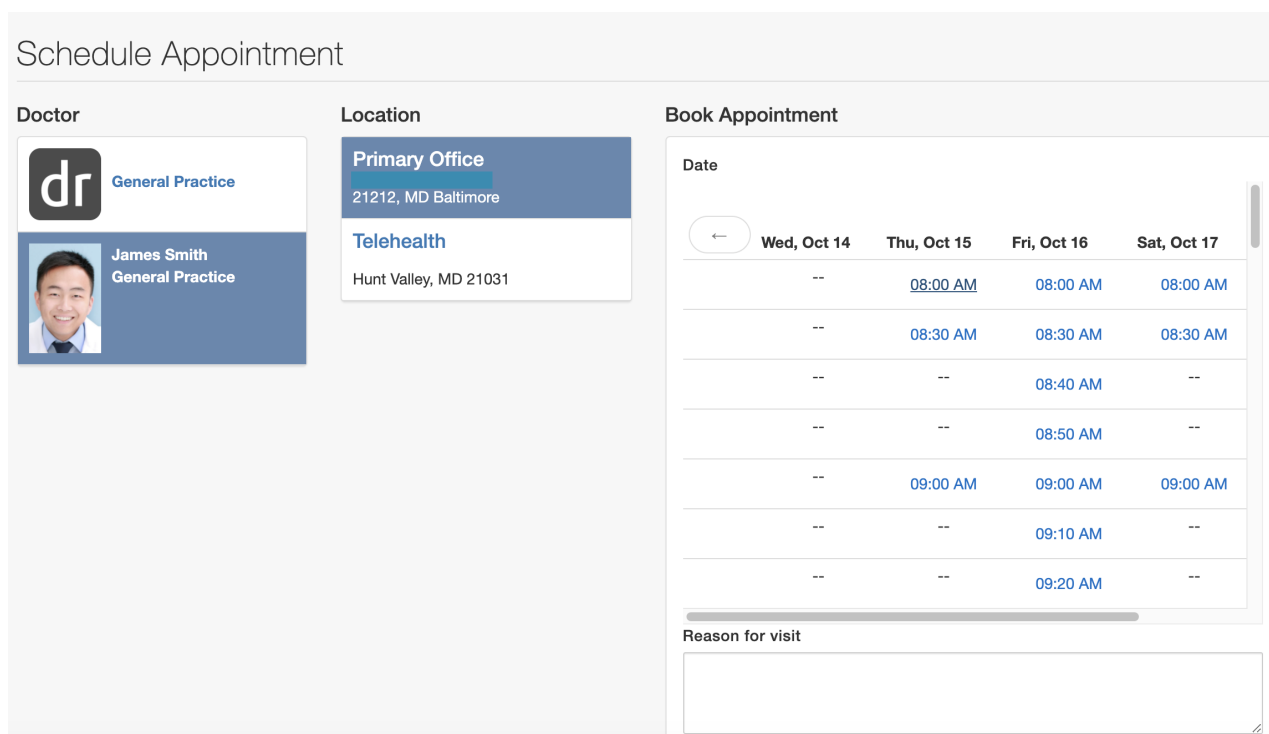
07/08/2024 7:23 pm EDT

If online scheduling is enabled by your provider, you can schedule an appointment through OnPatient. If it is not enabled, you will need to call the office to schedule.

1. Click on **Book Appointment** or **Book Video Visit** under the **Appointments** tab.




2. Next, click the name of the healthcare provider you would like to schedule an appointment with, the office for the appointment, and finally the date and time you would like to see the provider from the list of available options.




3. Once you've chosen a date/time slot, enter a **Reason for Visit** and click the **Schedule** button to schedule your appointment.

Schedule Appointment

Doctor



General Practice



James Smith
General Practice

Location

Primary Office
21212, MD Baltimore

Telehealth
Hunt Valley, MD 21031

Book Appointment

Date

Thu, Oct 15 at 08:00 AM ✕

Reason for visit

Back Pain

Schedule

[EHR API Documentation](#) [Terms of Service](#) [Privacy Policy](#) [Support](#) © 2020 DrChrono, Inc.

4. Finally, you will be asked to confirm your appointment. To confirm your appointment, click the **Confirm** button.

Confirm appointment



Doctor

Dr. James Smith
123 Fake St
Anytown, USA 1234

Sat, Sep 24 at 08:00 AM

Reason for Visit
Back Pain

Cancel

Confirm