

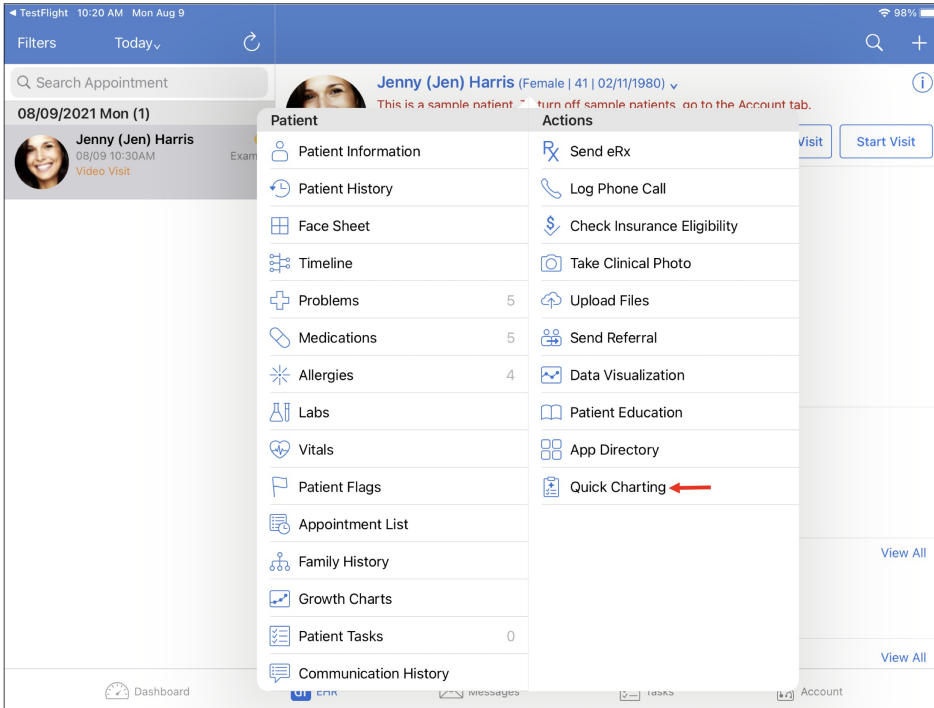
# Quick Charting on iPads

Last modified on 11/14/2024 9:40 pm EST

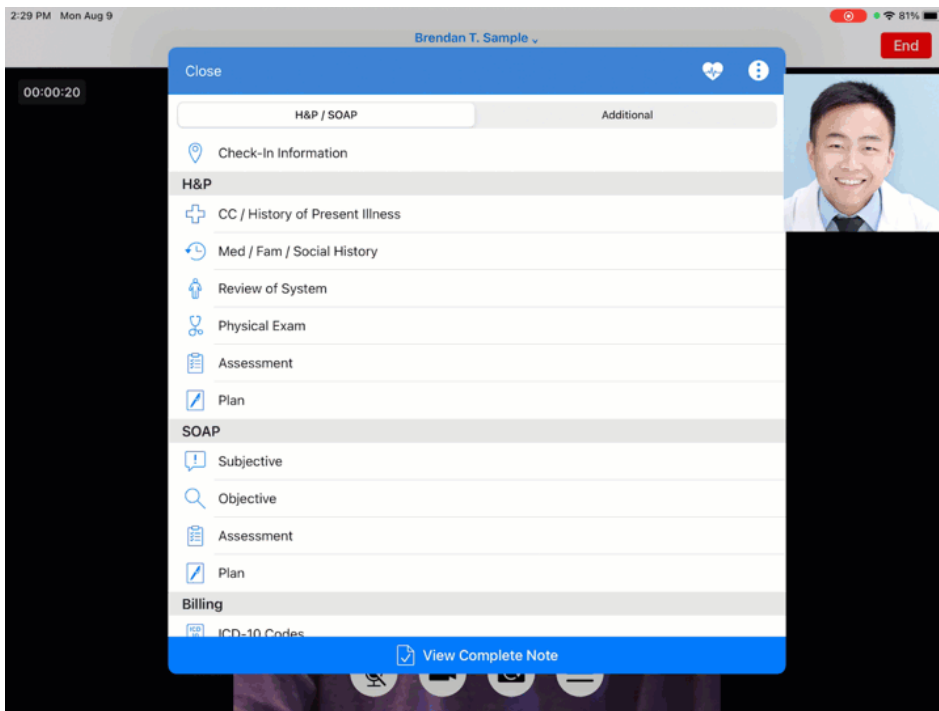
Use quick charting on the iPad to access clinical notes during a video visit and from the appointment details screen.

## Quick Charting during a video visit

After launching the video visit, tap the patient's name and then tap **Quick Charting**.

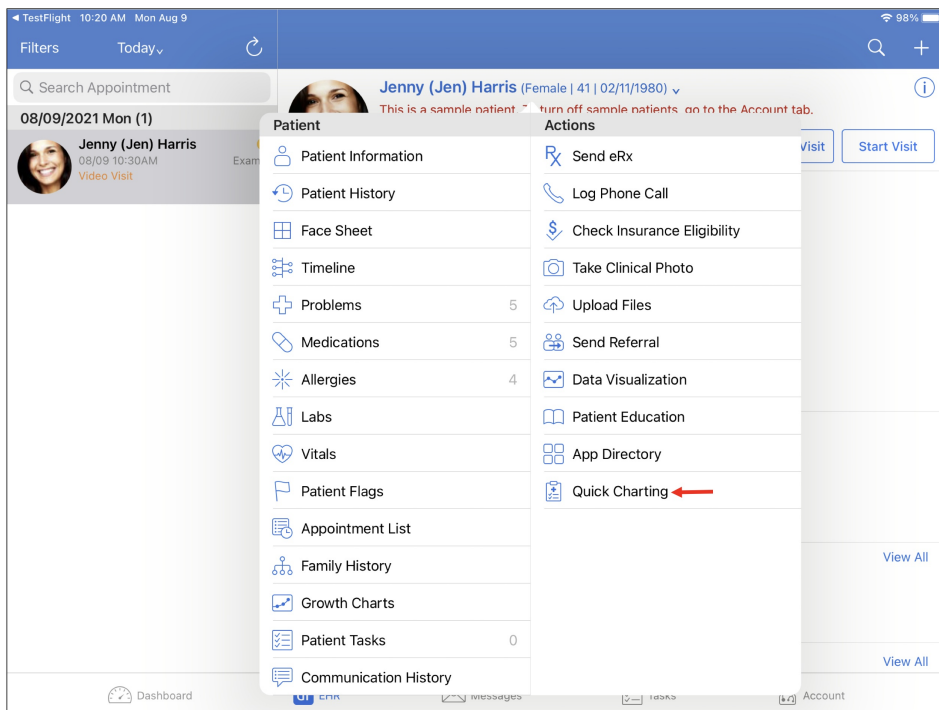


You can access the forms you want to use for charting and documenting the video visit in real time. The patient continues to see the provider on their screen.



## Quick Charting from the appointment details screen

Tap the patient's name and then tap **Quick Charting**.



**Quick Charting** from the appointment details screen allows you to access the clinical note for the appointment right from the main appointments screen of the iPad.

Search Appointment



Michelle Harris (Female | 21 | 10/14/1999)

This is a sample patient. To turn off sample patients, go to the Account tab.

08/10/2021 Tue (1)



Michelle Harris  
08/10 02:53PM

Patient	Actions
Patient Information	Send eRx
Patient History	Log Phone Call
Face Sheet	Check Insurance Eligibility
Timeline	Take Clinical Photo
Problems 4	Upload Files
Medications 5	Send Referral
Allergies NKDA	Data Visualization
Labs	Patient Education
Vitals	App Directory
Patient Flags	Quick Charting
Appointment List	
Family History	<a href="#">View All</a>
Growth Charts	<a href="#">View All</a>
Patient Tasks 3	<a href="#">View All</a>
Communication History	