

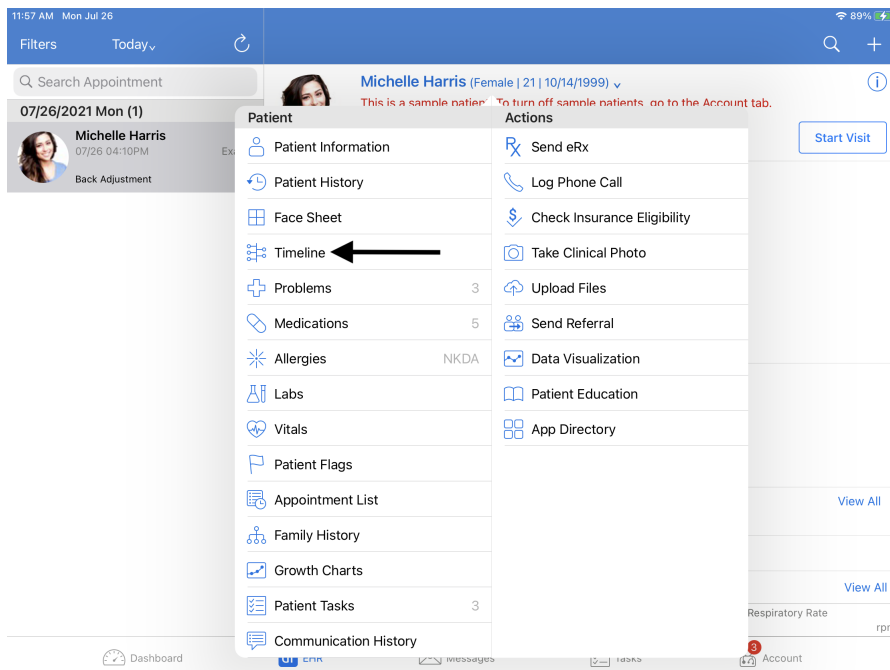
Accessing the Timeline on the iPad

Last modified on 06/11/2025 1:37 pm EDT

Timeline is a feature that allows you to view your patient's history in chronological order that is only available on the EHR app.

To access the Timeline feature, you will need to have version 10.0.54 or a later update of the EHR/EMR app. If you don't know what version you have, check out our guide [here](#).

You will find the Timeline on the mobile app. To reach this feature, find a patient and tap on their name to reveal a navigation dropdown menu. Tap **Timeline**.




Now, you'll see your patient's history in chronological form -- this is the Timeline feature. To use Timeline, you may use the [filters](#) on the left-hand side to narrow down your search while using the date boxes on the right-hand side to select a date range. Once your parameters are set, use your finger to scroll up and down on Timeline to view events in your patient's history.

11:58 AM Mon Jul 26

Filters Today


Search Appointment

07/26/2021 Mon (1)




Michelle Harris
07/26 04:10PM
Back Adjustment

07/23/2021 04:10PM

Clinical Note
Back Adjustment


View

07/22/2021 09:40AM

Clinical Note
Physical Exam


View

07/21/2021 04:10PM

Clinical Note
Back Adjustment


View

07/21/2021

Lab
Lab Result


View

07/21/2021

Lab
Lab Result


View

07/21/2021

Lab
Requisition Form


View

07/21/2021

Lab
Lab Result


View

07/21/2021

Lab
Requisition Form

View

07/20/2021

Clinical Note

View

Filtersmm/dd/yyyy to mm/dd/yyyy

Close

Timeline

Start Visit

View All

View All

Respiratory Rate rpm

DashboardEHRMessagesTasksAccount