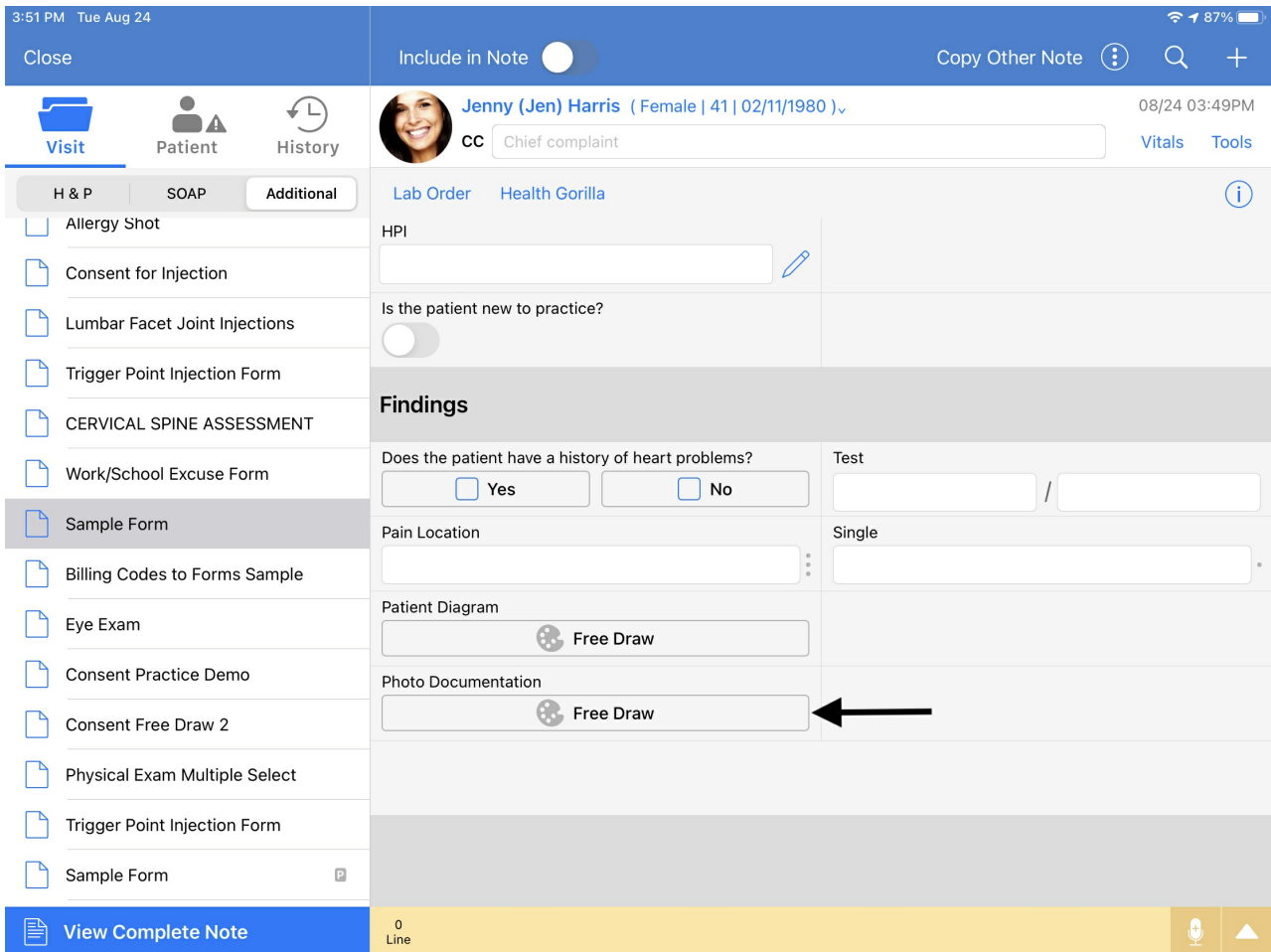


Upload a Saved Image, Document or Past Clinical Note to a Clinical Note on the iPad

07/08/2024 7:33 pm EDT

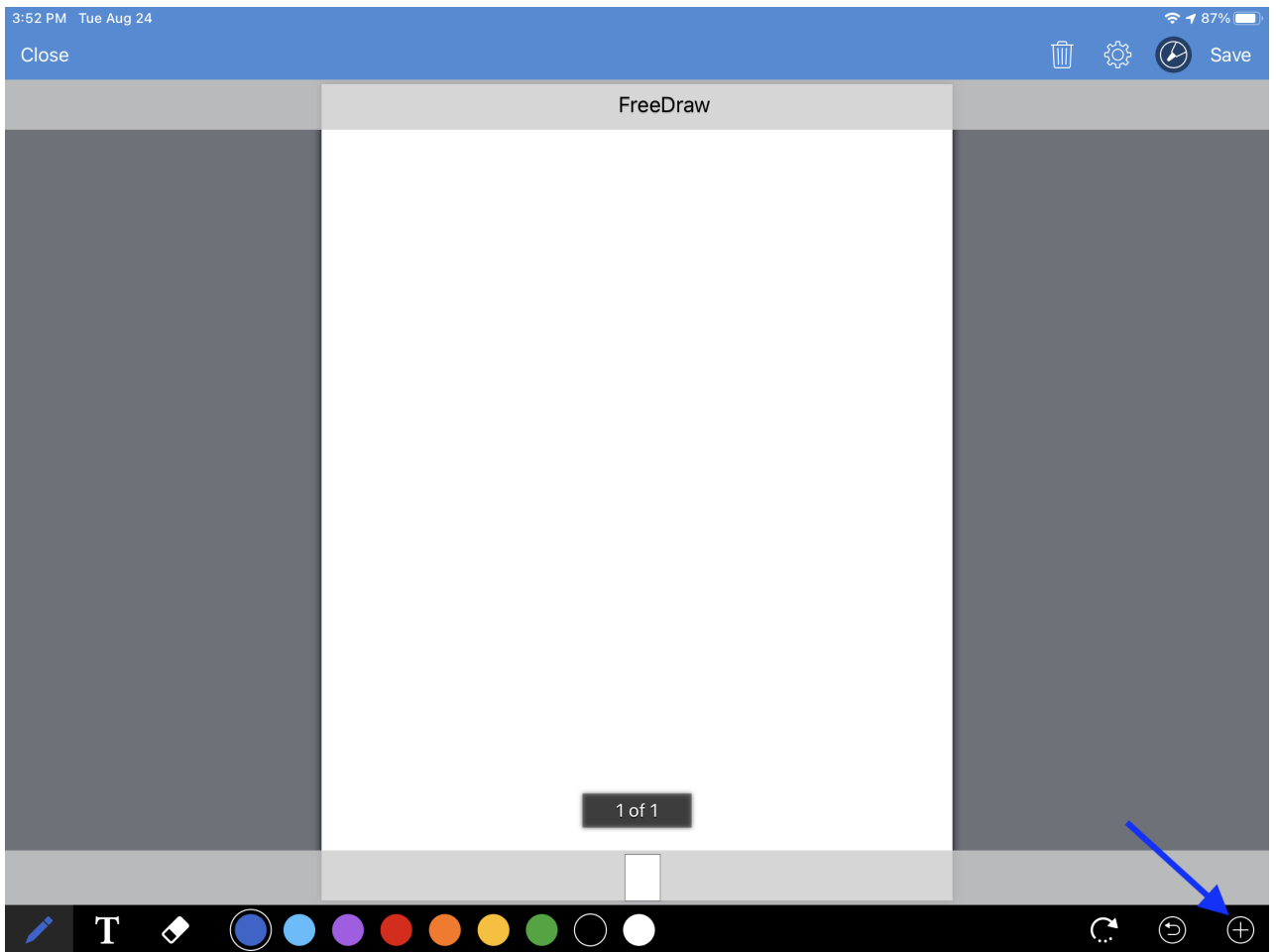
If you have an image stored locally on your iPad or iPhone or an image from the patient's history that you wish to upload and attach to your clinical note, you can do so with the free draw tool in the [EHR/EMR app](#).



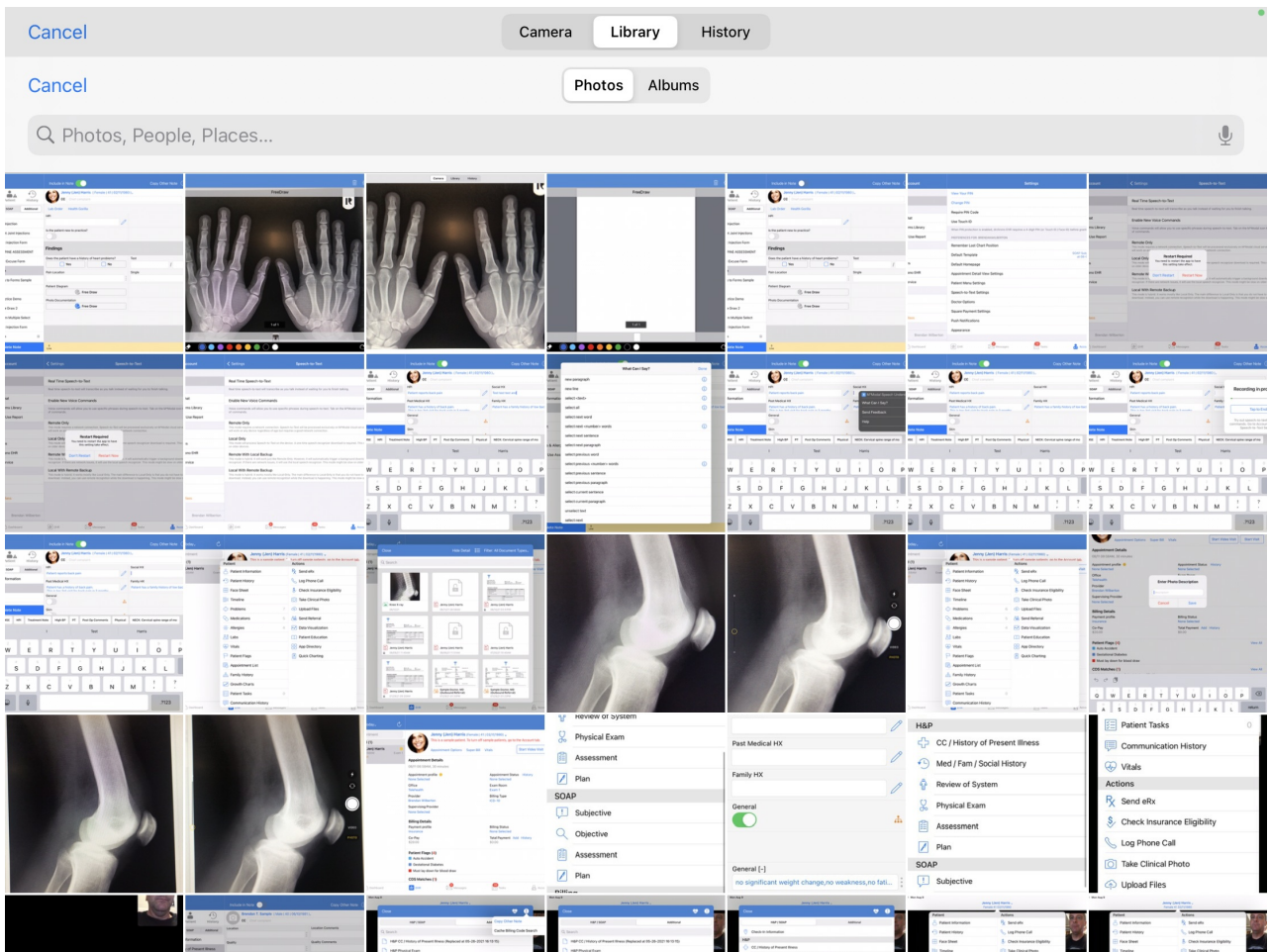
At the bottom of the free draw page, you'll see a navigation bar with your free draw options. Tap on the (



) icon to access your stored documents.



At the top of the camera tool, select the **Library** tab. This will allow you to select from the local images stored in your device's photo library. Tap the image to use.















Tapping **History** will allow you to select images, uploaded documents, or previous clinical notes from the patient's documents. Only 1 page can be added to a free draw field. Tap the document to use.

Cancel

Camera

Library

History

 Jenny (Jen) Harris	
Exam 1	08/27/21 09:53AM
 Jenny (Jen) Harris	
Exam 1	08/24/21 03:49PM
 Jenny (Jen) Harris	
Exam 1	08/18/21 08:47AM
 Jenny (Jen) Harris	
Exam 1	08/17/21 10:00AM
 Jenny (Jen) Harris	
Exam 1	08/16/21 01:21PM
 Jenny (Jen) Harris	
Exam 1	08/13/21 08:20AM
 Knee X-ray	
photo	08/12/21
 Jenny (Jen) Harris	
Exam 1	08/11/21 08:58AM
 Jenny (Jen) Harris	
Exam 1	08/10/21 03:47PM
 Jenny (Jen) Harris	
Exam 1	08/09/21 11:40AM
 Jenny (Jen) Harris	
Exam 1	08/06/21 11:51AM
 Jennv (.Jen) Harris	

Add any additional information with the tools and Save.

Close



Save

FreeDraw



1 of 1

