


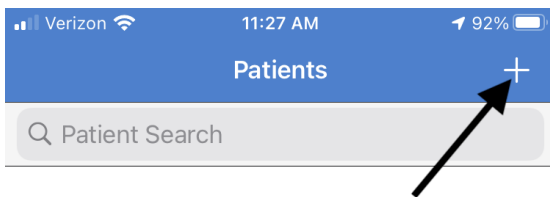
# Adding a patient through the iPhone EHR app

07/08/2024 7:36 pm EDT

DrChrono makes it easy to add a new patient to your practice right from your iPhone.

Here's how:

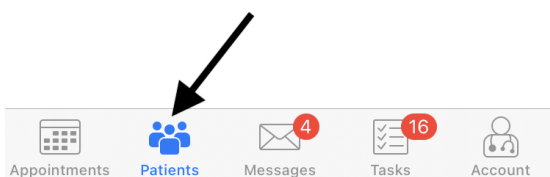
- After logging in, select **Patients** from the bottom menu. Tap the plus (  ) icon to add a new patient.



## Select a Patient

Find any patient by his/her name.

[Start](#)



- Fill out the patient's information and select **Save**.



PATIENT

First Name

Last Name

Date of Birth

Sex

Gender Identity

Sexual Orientation

CONTACT INFORMATION

Home Phone Number

Mobile Phone Number

Email Address

NOTES

