

# What is Included in the Moved Cash Option in the Day Sheet?

09/09/2024 10:24 am EDT

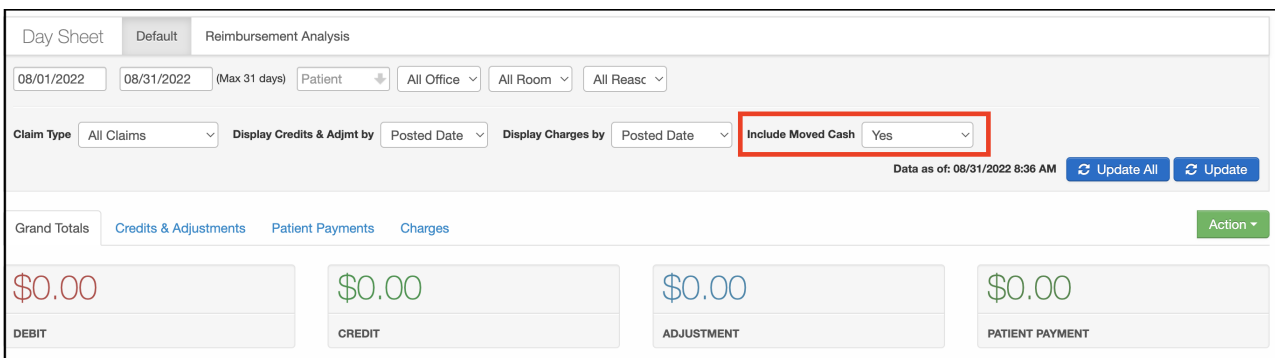
The moved cash option in the Financial Transactions Report (fka Day Sheet) will allow you to see your receivables in two different ways. When payments are posted in DrChrono, the posting date is captured along with the payment amount. DrChrono allows you if needed, to move that cash/payment to another appointment, which could be listed under a different rendering provider.

The option will allow you to see your payments from either:

1) the date they were posted (ignoring if they were moved later to a different date of service and potentially a different rendering provider)

or

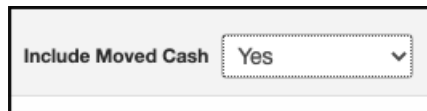
2) the date and appointment where the appointment was moved.



The screenshot shows the 'Day Sheet' interface with the 'Reimbursement Analysis' tab selected. The 'Include Moved Cash' dropdown menu is highlighted with a red box and set to 'Yes'. The interface also shows filters for dates (08/01/2022 to 08/31/2022), patient selection, and office/room/reassignment filters. The summary table at the bottom shows \$0.00 for DEBIT, CREDIT, ADJUSTMENT, and PATIENT PAYMENT.

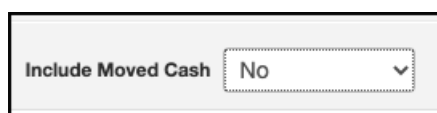
**Please note**, if you choose to look at the data including moved cash, the actual dollars will only be included in the figures once; wherever it resides at the time the report is run.

- Select **Yes** if you want to view revenue by the provider for a certain period.



A close-up of the 'Include Moved Cash' dropdown menu, showing the 'Yes' option selected.

- You might want to select **No** if you want to view revenue by the original posted date, perhaps to verify against bank deposits.



A close-up of the 'Include Moved Cash' dropdown menu, showing the 'No' option selected.