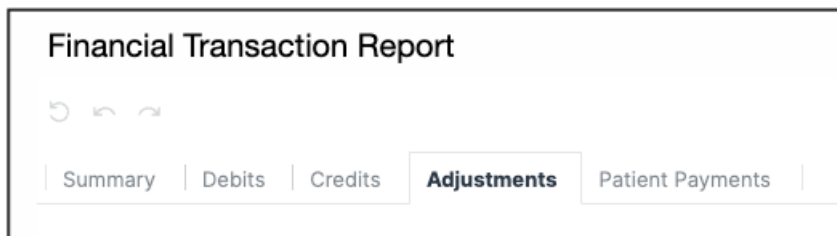


Financial Transactions (Day Sheet) Updates: Adjustments tab

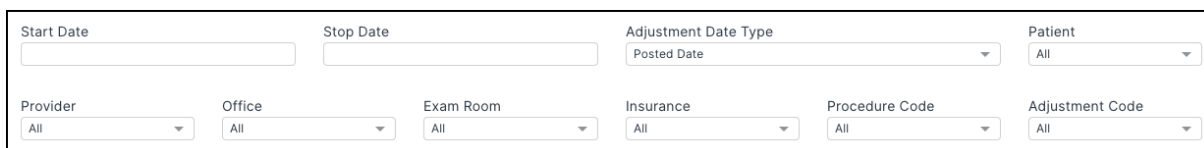
Last modified on 11/08/2024 1:29 pm EST

The fourth tab listed under the Financial Transactions (fka Day Sheet) is the Adjustments tab. Here is where you can see charges added for the parameters you set.

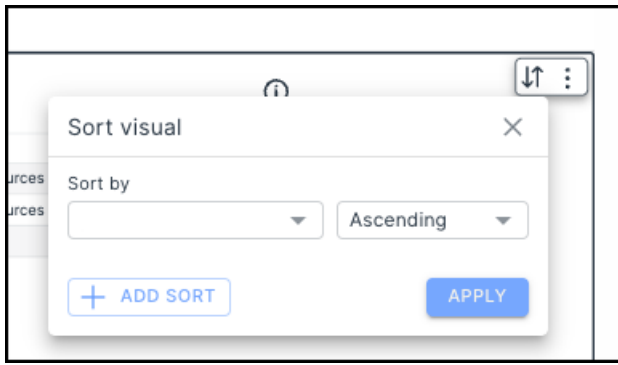


The controls available include:

- Start Date
- Stop Date
- Adjustment Date Type
- Patient
- Provider
- Office
- Exam Room
- Insurance
- Procedure Code
- Adjustment Code

A screenshot of a control panel for the report. It consists of two rows of input fields. The first row contains: "Start Date" (text input), "Stop Date" (text input), "Adjustment Date Type" (dropdown menu with "Posted Date" selected), and "Patient" (dropdown menu with "All" selected). The second row contains: "Provider" (dropdown menu with "All" selected), "Office" (dropdown menu with "All" selected), "Exam Room" (dropdown menu with "All" selected), "Insurance" (dropdown menu with "All" selected), "Procedure Code" (dropdown menu with "All" selected), and "Adjustment Code" (dropdown menu with "All" selected).

Once the parameters are set, the report will populate. You can use the up/down arrow on the right side to sort the information in numerous ways.



You can also export the report to CSV or Excel by clicking the 3 vertical dots. The report will be generated and available in your message center.

