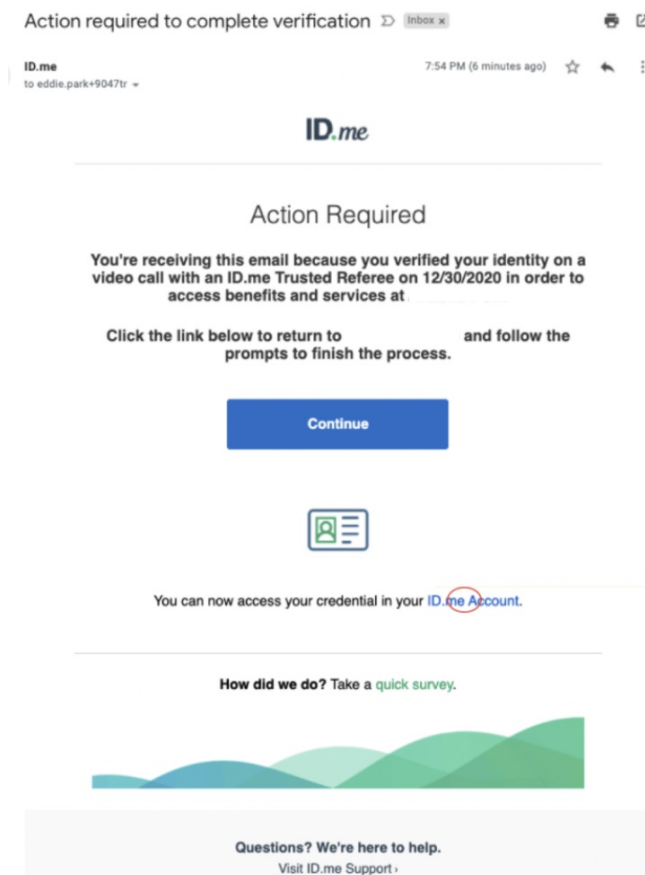


My identity was verified with an ID.me Trusted Referee. What do I do next?

07/08/2024 7:52 pm EDT

Once you have completed your ID.me Trusted Referee video call, you will receive an email. Click on the **Continue** button.




You will be directed to your DrChrono account. On your profile page, select the **eRx Info** tab.



Account Settings

Profile General Email Medical Billing **eRx Info** Services Usage My Billing Sample Data Security Patient Payments

Doctor ID 248094
Practice Group ID 239636

First Name 

Last Name

Specialty  

Job Title

Timezone

Salutation

Suffix


Website

Home Phone

Office Phone

Cell Phone

Password

drchrono PIN  4-digit numeric pin for unlocking iPad EHR from inactivity



Current Plan

Click on the **Verify with ID.me** button and continue where you left off in [this article](#).

Account Settings

Profile General Email Medical Billing **eRx Info** Services Usage My Billing Sample Data Security Patient Payments

Register for eRx

Prescriber Info

State License Number

DEA Number

Prescribing Physician's Name The prescribing physician's name displayed in eRx. Leave blank if the same as user's name.

Physician Date of Birth

Medicaid Provider Number