

# Understanding EHI Data Mapping in Exported Files

Last modified on 12/03/2024 10:55 am EST

## [EHI Export: Overview](#)

This guide is designed to help you understand how to map the data in the DrChrono Electronic Health Information (EHI) exports, and it covers how to trace patient data, media files, and document associations across different export files.

## Accessing the Index File and Data Mappings

To begin, you will need to access the index file. The index files provide the essential mappings for each data element in the export files and will be key to linking various pieces of patient and document information.

Learn more about downloading [EHI Export Files](#).

## File Organization Overview

For an overview of how the files are organized, including where to find specific data for individual patients and bulk exports, please refer to [DrChrono EHI Export Reference Guide v1](#). This reference guide outlines the folder structure and shows where data types are stored, including patient demographics, clinical notes, consent forms, and other documents.

## Mapping Patient Data Across Files

This section explains how to trace and map patient data across the different files in your export. We will be using the `uploaded_documents.csv` file as an example.

### Step 1: Locate the Demographics File

One of the key files in your export is the `demographics.csv` file, which contains patient demographic information.

In this file, the ID field corresponds to the unique patient ID in the DrChrono system.

See the example below.

`Demographics.csv`: The `id` field contains the unique patient ID (e.g., 12345).

### Step 2: Locate the Uploaded Documents File

Next, look at the `uploaded_documents.csv` file, which contains data related to patient documents.

In this file: The `id` field is the unique document ID.

The `patient_id` field links the document to a specific patient, matching the patient ID in the `demographics.csv` file.

See the example below.

`Uploaded_documents.csv`: The `patient_id` field will match the `id` field from the `demographics.csv` file, allowing you

to track which documents belong to which patient.

### Step 3: Trace the Documents

Documents are stored in different folders based on their document type. You can trace these documents back to the patient by matching the patient\_id in the uploaded\_documents.csv file to the id in the demographics.csv file.

An example of a document folder structure is below.

**Patient Folder:** This folder contains all documents related to a specific patient, including clinical notes, consent forms, and educational resources. Each document is stored in a specific subfolder based on its type.

In the uploaded\_documents.csv file, the document field will show the file path of each document, which corresponds to the folder structure and will allow you to identify the document.

### 4. Data Mapping for Media Files

The exported files for media (e.g., PDFs, and images) follow a specific pattern in both the file structure and the CSV data files. Here's how to map the media files based on the data provided:

#### Example Media File Mappin

The file 00cb030b6ee84b13bd692577c733e6af.pdf can be found at:

```
doctors/exported_documents/education_resource_files/00cb030b6ee84b13bd692577c733e6af.pdf
```

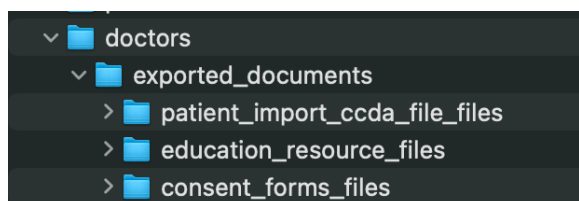
In the "education\_resource\_#.csv" file the same file is described as:

```
clinical/education/00cb030b6ee84b13bd692577c733e6af.pdf
```

The URI field in the "education\_resource\_#.csv" data file adds descriptive namespaces (clinical/education) before the filename to indicate the file's category.

#### Doctor Folder Media File


The "doctors" folder in the export contains additional patient-related files, which are stored inside a subfolder called "exported\_documents."



When you view the file list, you'll see the "doctors" folder as the main folder. Inside that, there will be a subfolder called "exported\_documents," which holds three types of folders: "consent\_form\_files," "patient\_import\_ccda\_files," and "education\_resource\_files."

### Consent Form Files (Folder Name: consent\_form\_files)

Media File Location	/doctors/exported_documents/consent_forms_files	
---------------------	---	--

Example Media File Location	/doctors/exported_documents/consent_forms_files/08fc5657-b113-4051-a341-cba603e0a59b.pdf	
Media File Index Location	doctors/consent_forms_#.csv  Please note that multiple index files may be generated depending on the size of your EHI export.  Example: consent_forms_1.csv, consent_forms_2.csv, etc.	URI Column
Media File Naming Convention Within the Index	hipaa_forms/<year>/<month>/<filename>.<extension>	
Example Media File Name Within the Index	hipaa_forms/2019/03/08fc5657-b113-4051-a341-cba603e0a59b.pdf	

### Education Resource Files (Folder Name: education\_resource\_files)

Media File Location	/doctors/exported_documents/education_resource_files	
Example Media File Location	/doctors/exported_documents/education_resource_files/99e4d0ab3d8744febb280a6bda884a93.pdf	
Media File Index Location	doctors/education_resource_#.csv - file_path Column  Please note that multiple index files may be generated depending on the size of your EHI export.  Example: education_resource_1.csv, education_resource_2.csv, etc.	file_path Column
Media File Naming Convention Within the Index	clinical/education/<filename>.<extension>	
Example Media File Name Within the Index	clinical/education/99e4d0ab3d8744febb280a6bda884a93.pdf	

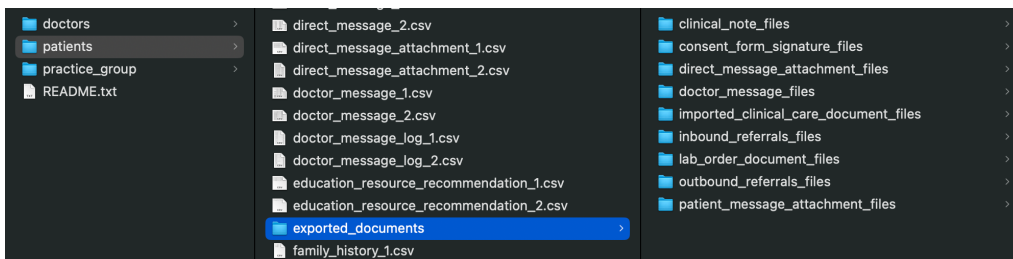
### Patient Import CCDA Files (Folder Name: patient\_import\_ccda\_file\_files)

Media File Location	/doctors/exported_documents/patient_import_ccda_file_files  Please note: Imported CCDA files contained in this subfolder are exported as .zip files which contain the .xml file for a patient	
---------------------	---	--

Example Media File Location	<p>/doctors/exported_documents/patient_import_ccda_file_files/1183af65-261e-40bd-b770-654c59930281.zip</p> <p>Once the .zip file is opened it will create a new subfolder nested under patient_import_ccda_file_files:</p> <p>/doctors/exported_documents/patient_import_ccda_file_files/New Folder/ABADI-MARCUS_07-23-1973_5780_481361929.xml</p>	
Media File Index Location	<p>doctors/patient_import_ccda_file_#.csv</p> <p>Please note that multiple index files may be generated depending on the size of your EHI export.</p> <p>Example: patient_import_ccda_file_1.csv, patient_import_ccda_file_2.csv, etc.</p>	import_file Column
Media File Naming Convention Within the Index	patient_import/<year>/<month>/<filename>.<extension>	
	patient_import/2016/08/ba6643ad-b951-46c1-b335-d48aa21adfbf.zip	

### Patient Folder Media File

The "patients" folder in the export contains additional patient-related files, which are stored inside a subfolder called "exported\_documents."



When you view the file list, you'll see the "doctors" folder as the main folder. Inside that, there will be a subfolder called "exported\_documents," which contains the following folders:

1. clinical\_note\_files
2. consent\_form\_signature\_files

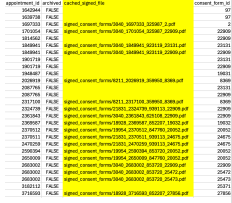
3. direct\_message\_attachment\_files
4. doctor\_message\_files
5. imported\_clinical\_care\_document\_files
6. inbound\_referrals\_files
7. lab\_order\_document\_files
8. outbound\_referrals\_files
9. patient\_message\_attachment\_files

**Clinical Note Files (Folder Name: clinical\_note\_files)**

Media File Location	/patients/exported_documents/clinical_note_files	
Example Media File Location	/patients/exported_documents/clinical_note_files/note_4269_1751015_78b041f1-bc26-428c-ad12-103203c20fd9.pdf	
Media File Index Location	<p>patients/clinical_notes_#.csv</p> <p>Please note that multiple index files may be generated depending on the size of your EHI export.</p> <p>Example: clinical_notes_1.csv, clinical_notes_2.csv, etc.</p>	note_pdf Column
Media File Naming Convention Within the Index	<p>clinical/note_&lt;doctor ID&gt;_&lt;appointment ID&gt;/&lt;filename&gt;.&lt;extension&gt;</p> <p>Please note: There may be appointments within the clinical_notes_#.csv file with no .pdf note file attached to it. Those fields will be blank in the index file.</p>	
Example Media File Name Within the Index	clinical/note_4269_1751015_78b041f1-bc26-428c-ad12-103203c20fd9.pdf	

**Consent Form Signature Files (Folder Name: consent\_form\_signature\_files)**

Media File Location	/patients/exported_documents/consent_form_signature_files	
---------------------	---	--

Example Media File Location	/patients/exported_documents/consent_form_signature_files/ 3040_2009704_962620_22909_test_consent.pdf	
Media File Index Location	patients/consent_form_signatures_#.csv  Please note that multiple index files may be generated depending on the size of your EHI export.  Example: consent_form_signatures_1.csv, consent_form_signatures_2.csv, etc.	cached_signed_file Column
Media File Naming Convention Within the Index	signed_consent_forms/<doctor ID>_<appointment ID>_<patient ID>_<filename>.<extension>  Please note: There may be appointments within the consent_form_signatures_#.csv file with no media file attached to it. Those fields will be blank in the index file.	
Example Media File Name Within the Index	signed_consent_forms/3040_2009704_962620_22909_test_consent.pdf	

### Direct Message Attachments (Folder Name: direct\_message\_attachment\_files)

Media File Location	/patients/exported_documents/direct_message_attachment_files	
Example Media File Location	/patients/exported_documents/direct_message_attachment_files/18584_37694119-b3ee-400b-8c87-128e3a5dbc83.xml	
Media File Index Location	patients/direct_message_attachment_#.csv  Please note that multiple index files may be generated depending on the size of your EHI export.  Example: direct_message_attachment_1.csv, direct_message_attachment_2.csv, etc.	content Column
Media File Naming Convention Within the Index	dr_message_attachment/<year>/<month>_<doctor ID>_<filename>.<extension>	
Example Media File Name Within the Index	dr_message_attachment/2016/02/18584_37694119-b3ee-400b-8c87-128e3a5dbc83.xml	


### Doctor Message Files (Folder Name: doctor\_message\_files)

Media File Location	/patients/exported_documents/doctor_message_files	
Example Media File Location	/patients/exported_documents/doctor_message_files/18584_6da3fa3a-5722-4127-9e51-d5a71dcb9e86.pdf	
Media File Index Location	patients/doctor_message_#.csv  Please note that multiple index files may be generated depending on the size of your EHI export.  Example: doctor_message_1.csv, doctor_message_2.csv, etc.	attachment Column
Media File Naming Convention Within the Index	dr_message_attachment/<year>/<month>/<doctor ID>/<filename>.<extension>  Please note: There may be messages within the doctor_message_#.csv file with no media file attached to it. Those fields will be blank in the index file.	
Example Media File Name Within the Index	dr_message_attachment/2019/08/18584_6da3fa3a-5722-4127-9e51-d5a71dcb9e86.pdf	


**Imported Clinical Care Document Files (Folder Name: imported\_clinical\_care\_document\_files)**

Media File Location	/patients/exported_documents/imported_clinical_care_document_files	
Example Media File Location	/patients/exported_documents/imported_clinical_care_document_files/shoulder-x-ray.jpg	
Media File Index Location	patients/uploaded_document_#.csv  Please note that multiple index files may be generated depending on the size of your EHI export.  Example: uploaded_document_1.csv, uploaded_document_2.csv, etc.	document Column
Media File Naming Convention Within the Index	clinical/<year>/<month>/<doctor ID>/<filename>.<extension>	
Example Media File Name Within the Index	clinical/2022/04/220960_0de421f6-bd48-4c8b-946d-6c2618529384/shoulder-x-ray.jpg	

**Inbound Referrals Files (File Name: inbound\_referrals\_files)**

Media File Location	/patients/exported_documents/inbound_referrals_files	
Example Media File Location	/patients/exported_documents/inbound_referrals_files/inbound_fax_0_00b9333a-d91e-4cca-830c-3c28db5a0cd0.pdf	
Media File Index Location	patients/inbound_referrals_#.csv  Please note that multiple index files may be generated depending on the size of your EHI export.  Example: inbound_referrals_1.csv, inbound_referrals_2.csv, etc.	pdf Column
Media File Naming Convention Within the Index	inbound_faxes/<year>/<month>/<filename>.<extension>	
Example Media File Name Within the Index	inbound_faxes/2014/12/inbound_fax_0_00b9333a-d91e-4cca-830c-3c28db5a0cd0.pdf	


### Lab Order Document Files (Folder Name: lab\_order\_document\_files)

Media File Location	/patients/exported_documents/lab_order_document_files	
Example Media File Location	/patients/exported_documents/lab_order_document_files/6bf7a4b78f7a4a7daa8f5b5478d48b5464376-323143-REQ-6917413-requisition-form.pdf	
Media File Index Location	patients/lab_order_document_#.csv  Please note that multiple index files may be generated depending on the size of your EHI export.  Example: lab_order_document_1.csv, lab_order_document_2.csv, etc.	file Column
Media File Naming Convention Within the Index	labs/<ID>/<filename>.<extension>	
Example Media File Name Within the Index	labs/16700/035f4d6dd93e4b96a4aee74906d1a9c338504-323143-REQ-6917412-requisition-form.pdf	

### Outbound Referral Files (Folder Name: outbound\_referrals\_files)

Media File Location	/patients/exported_documents/outbound_referrals_files	
Example Media File Location	/patients/exported_documents/outbound_referrals_files/18584-0a819221-2f92-49bb-96d0-4cdf68040305.pdf	



Media File Index Location	<p>patients/outbound_referrals_#.csv</p> <p>Please note that multiple index files may be generated depending on the size of your EHI export.</p> <p>Example: outbound_referrals_1.csv, outbound_referrals_2.csv, etc.</p>	pdf Column
Media File Naming Convention Within the Index	referrals/<year>/<month>/<filename>.<extension>	
Example Media File Name Within the Index	referrals/2015/08/18584-0a819221-2f92-49bb-96d0-4cdf68040305.pdf	

**Patient Message Attachment Files (Folder Name: patient\_message\_attachment\_files)**

Example Media File Location	/patients/exported_documents/patient_message_attachment_files	
Example Media File Location	/patients/exported_documents/patient_message_attachment_files/0bb19942-2fcc-438d-a1fe-6b6baa0eebff.pdf	
Media File Index Location	<p>patients/patient_message_attachment_#.csv</p> <p>Please note that multiple index files may be generated depending on the size of your EHI export.</p> <p>Example: patient_message_attachment_1.csv, patient_message_attachment_2.csv, etc.</p>	attachment Column
Media File Naming Convention Within the Index	message_attachment/<filename>.<extension>	
Example Media File Name Within the Index	message_attachment/2015/09/0bb19942-2fcc-438d-a1fe-6b6baa0eebff.pdf	