

DrChrono Roadmap Portal

Last modified on 05/08/2025 8:12 pm EDT

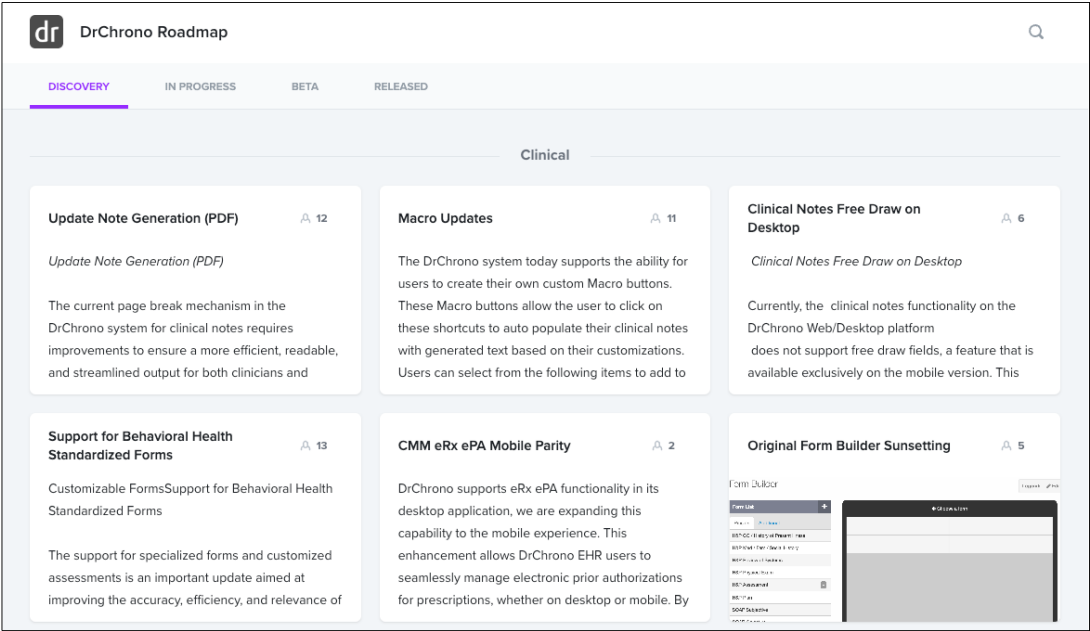
[Go to the roadmap portal](#) | [Provide feature feedback](#) | [Be a beta partner](#)

Use the DrChrono roadmap portal to preview new features and enhancements that are coming soon. You can [provide feedback](#) by letting the Product Development team know your interest or need for the feature, and whether you want to [be a beta partner](#) for a feature.

Go to the roadmap portal

1. Select **Account** > under **Roadmap** > **Portal**.

The **DrChrono Roadmap** opens.



2. Do one of the following:
 - Select a tab to see what features are in discovery, in progress, in beta, or released status.
 - Select a portal card to read a feature description and access a knowledge base article for further information.
 - [Provide feedback on a portal card.](#)

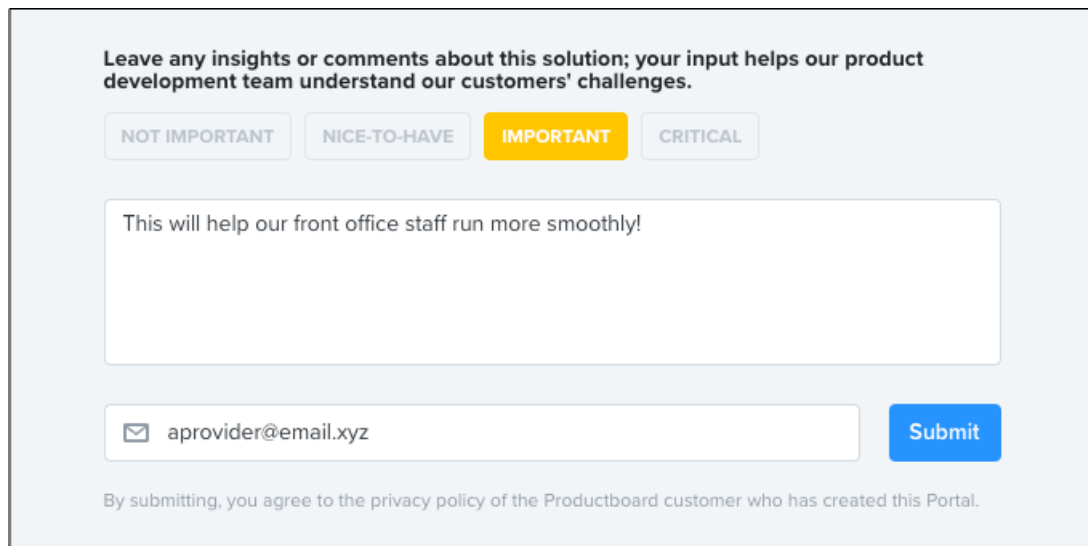
Portal card statuses

Status	Description
Discovery	The feature idea is being investigated and reviewed to determine what actions can be taken and if it should be worked on.
In progress	The Product Development team is developing this feature.
Beta	The feature has been released to beta customers to see how they interact with it, if they use the correct workflow, and to identify any potential bugs for mass release.
Released	The feature has been released to all users and is live in production.

Provide feature feedback

You can provide feedback about a feature to the Product Development team.

1. Select a portal card and then scroll to the bottom of the card.
2. Select your level of need for this feature.
3. Enter comments or feedback on this feature and then select **Submit**.



The screenshot shows a feedback form with the following elements:

- Header:** "Leave any insights or comments about this solution; your input helps our product development team understand our customers' challenges."
- Importance Selection:** Four buttons: "NOT IMPORTANT", "NICE-TO-HAVE", "IMPORTANT" (highlighted in yellow), and "CRITICAL".
- Text Area:** A large white box containing the text "This will help our front office staff run more smoothly!".
- Email Input:** A field with an envelope icon and the text "aprovider@email.xyz".
- Submit Button:** A blue button labeled "Submit".
- Footer:** "By submitting, you agree to the privacy policy of the Productboard customer who has created this Portal."

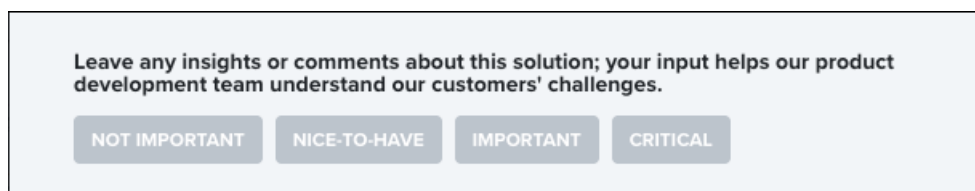
Be a beta partner

As a beta partner, you collaborate with the DrChrono Product Development team to test and evaluate pre-release versions of new software features before they're widely available.

- Get early access to new features and improvements in DrChrono web and mobile products
- Provide valuable feedback on functionality, usability, and performance
- Help identify potential bugs or issues in real-world usage scenarios
- Contribute directly to product improvements based on your practical experience
- Ensure new features meet the needs of healthcare providers like you

Ask to be a beta partner in the portal card

1. Select a portal card and then scroll to the bottom of the card.
2. Select your level of need for this feature.



The screenshot shows the importance selection section of the form:

- Header:** "Leave any insights or comments about this solution; your input helps our product development team understand our customers' challenges."
- Importance Selection:** Four buttons: "NOT IMPORTANT", "NICE-TO-HAVE", "IMPORTANT", and "CRITICAL".

3. Enter a comment expressing interest in becoming a beta partner and then select **Submit**.

Leave any insights or comments about this solution; your input helps our product development team understand our customers' challenges.

NOT IMPORTANT

NICE-TO-HAVE

IMPORTANT

CRITICAL

I'd like to be a beta partner.

✉ aprovider@email.xyz

Submit

By submitting, you agree to the privacy policy of the Productboard customer who has created this Portal.