

ONC Update 2025: Patient Allergy List

Last modified on 01/08/2026 5:23 pm EST

DrChrono has improved how allergies and intolerances are recorded in the system to meet new healthcare standards for USCDI v3 (United States Core Data for Interoperability). Specifically, this update will ensure allergy data aligns with the latest interoperability and data exchange requirements.

Why This Update Matters

- Make it easier to document patient allergies completely and accurately
- Help ensure critical allergy information transfers correctly when sharing records with other healthcare providers
- Enhance patient safety by improving how allergy information is captured and displayed

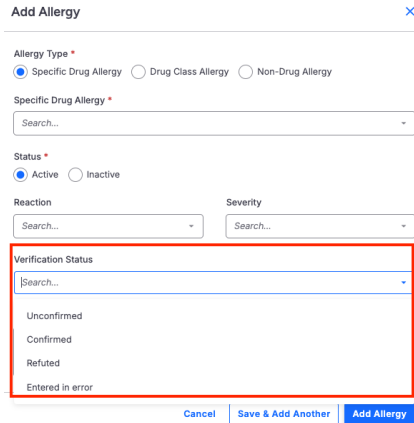
What Has Changed

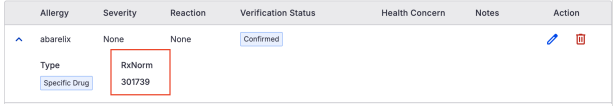
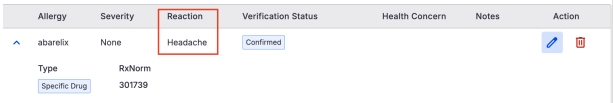
Users will see new or updated fields when recording allergies and intolerances. These changes are designed to make allergy documentation more thorough and standardized.

Let's take a closer look!

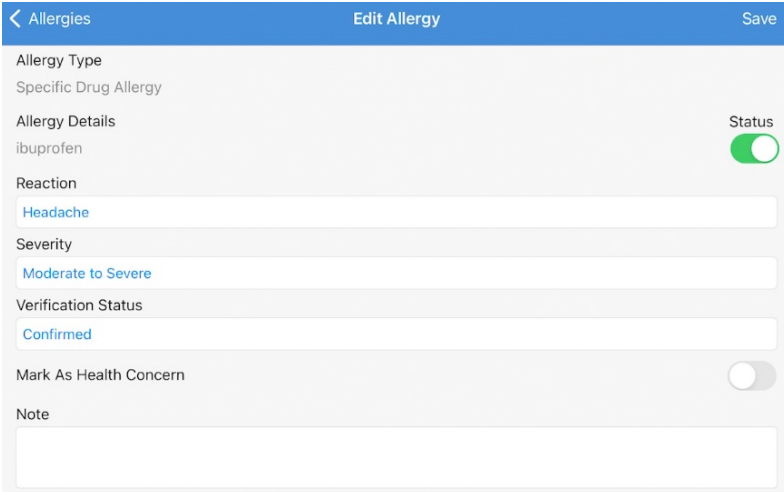
Web | Mobile

Web

| Requirement | Update |
|---------------------------|---|
| Verification status field | <ul style="list-style-type: none">• located in the add/ edit allergy screens within the allergy chart tab• allows users to specify the confirmation status of allergens documented in the system• single select dropdown menu includes<ul style="list-style-type: none">◦ null/blank◦ unconfirmed◦ confirmed◦ refuted◦ entered in error◦  <p>The screenshot shows the 'Add Allergy' form with the following fields: Allergy Type (radio buttons for Specific Drug Allergy, Drug Class Allergy, Non-Drug Allergy), Specific Drug Allergy (search dropdown), Status (radio buttons for Active, Inactive), Reaction (search dropdown), Severity (search dropdown), and Verification Status (dropdown menu with options: Unconfirmed, Confirmed, Refuted, Entered in error). The Verification Status dropdown is highlighted with a red box.</p> |

| | |
|-----------------------------|--|
| <p>Snomed CT code field</p> | <ul style="list-style-type: none"> • provide a unique numerical identifier for each specific allergen or allergic reaction • located in patient allergy list under the allergy snomed code column  |
| <p>Reaction field</p> | <ul style="list-style-type: none"> • The reaction field records the specific symptoms or adverse effects the patient experiences when exposed to the allergen  |

Mobile



- From the appointment list, choose the patient's name
- Tap the patient name to display the dropdown
- Choose **Allergies** under the patient column
- Tap applicable fields to view options

| Requirement | Update |
|----------------------------------|--|
| <p>Verification status field</p> | <ul style="list-style-type: none"> • allows users to specify the confirmation status of allergens documented in the system • single select dropdown menu includes <ul style="list-style-type: none"> ◦ null/blank ◦ unconfirmed ◦ confirmed ◦ refutes ◦ entered in error |

Reaction field

- The reaction field records the specific symptoms or adverse effects the patient experiences when exposed to the allergen
-