


DrChrono Full Service Data Extraction (FFS)


Last modified on 04/28/2025 2:58 pm EDT

(This documentation is applies to all Full Service Data Extraction completed on or after July 29, 2024)

The DrChrono Full Service Data Extraction adheres to the following top-level folder hierarchy:


 (top-level folder) Contains all folders described below:

 **Discrete Data:** Contains 1 `.csv` files for each data point extracted, including files indexes (see extractable datapoints section below for a list of CSV files contained in this folder)


 **Patient Records:** Contains one folder for each data points which produces a file. This folder follows the following hierarchy (see patient records section below for details on sub folders):


 **Sub Folder Category Name** (can be one of the sub folders listed in the paragraph below)

 **Patient Level Folder** - Labeled as the patients numeric ID, as identified in the database (ex: `123456789`)

 : Associated_file.ext (Contained file within patient-level folder. Generated file name is the ID of the item as pulled from the database)

 **CCDA Files:** Contains 1 CCDA summary file per patient `in `.xml` format

 **EOBs:** Contains 1 `.pdf` file for each EOB loaded into DrChrono (either electronically via integration, or manually)

 **Consent Forms:** Contains 1 `.pdf` file for each consent form template loaded into the account by the customer.

Patient Records Sub-Folders:

- **Patient Photos:** Contains patient chart photo, and front & back images of primary, secondary and tertiary insurance cards. Photos are referenced in the `Patient Demographics.csv` file in the columns `patient_photo` , and `insurance_card_front` and `insurance_card_back` for each insurance card photo.
- **Signed Clinical Notes:** (contains 1 PDF file for each LOCKED clinical note. Unlocked/previewed notes are not exported. Referenced by `Signed Clinical Notes.csv`
- **Uploaded Documents:** contains files, scans, images from the `Documents` section of the patient record, in their original format. This also includes **Message Center** files which are attached to patients. Referenced by `Uploaded Documents.csv` .
- **Onpatient Messages:** Messages and attachments are organized together in a folder. Each message is written to an HTML file, with links to it's corresponding attachments, in its' original format. Referenced by `Onpatient Messages.csv`
- **Message Center Contents:** Contains files which are attached to patients, but do not exist in `Uploaded Documents` (to prevent duplication of files). Referenced by `Message Center Contents.csv` , which also contains notes and other details for each message (whether or not it has an attachment).

- **Lab Documents:** Contains one PDF file for each lab panel (collection of order, tests, results) for each patient. Available only if customer used HealthGorilla, Quest, LabCorp or other Lab integration. Referenced by `Lab Documents (Integration).csv` . (Note: due to the uniqueness of how this data is stored in our database, Lab Documents are not stored in patient-level folders. Instead, all lab documents will live in the same folder. To index these files, link `Lab Documents.csv` to `Lab Orders.csv` and obtain the `patient` parameter. Then match to `Patient Demographics.csv` where `lab_orders.patient` = `patient_demographics.id` .

Extractable Datapoints:

The following data points are obtainable through the Full Service Data Extraction:

- Patient Demographics (Includes Active, Inactive and Deceased Patient Records)
- Patient Chart Photos* (requires Patient Demographics)
- Patient Insurance Card Photos* (requires Patient Demographics)
- CCDA Files* (requires patient demographics)
- Appointments
- Signed Clinical Notes* (requires Appointments)
- Uploaded Documents*
- Message Center Files
- OnPatient Messages & Attachments*
- Patient Problems History
- Patient Allergies History
- Patient Medications History
- Patient Vaccine Records
- Communication (Comm.) Logs
- Lab Results (Legacy/Manually entered)
- Patient Risk Assessments
- Patient Physical Exams
- Implantable Devices Listing
- Lab Order Summaries (Integration)
- Lab Orders (Integration)
- Lab Tests (Integration)
- Lab Results (Integration)

- Lab Documents (Integration)*
- Patient Payments
- Live Claims Feed / Line Items
- Transactions
- Procedures
- Patient Authorizations
- Fee Schedules
- Fee Schedules V2
- EOBs
- Consent Forms
- Doctors (includes suspended doctor users and permissions)
- Users (includes permissions)
- Staff
- User Groups
- Custom Demographics
- Patient Flags
- Tasks
- Task Notes
- Task Categories
- Task Statuses
- Offices

Post Extraction

Once your data has been extracted, folders inside the "Patient Records" folder, "EOBs" and "Consent Forms" will be compressed into a zip archive (or multiple 7z archives if the extracted data exceeds 30 GB). To download and unpack your extracted files (once made available), please review [Unpacking Your DrChrono Export Files](#).
