

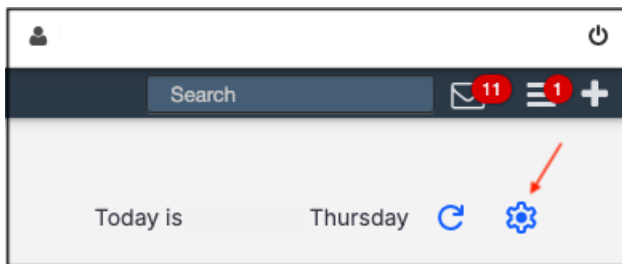
Claim by Claim Status Widget

Last modified on 09/12/2025 12:27 pm EDT

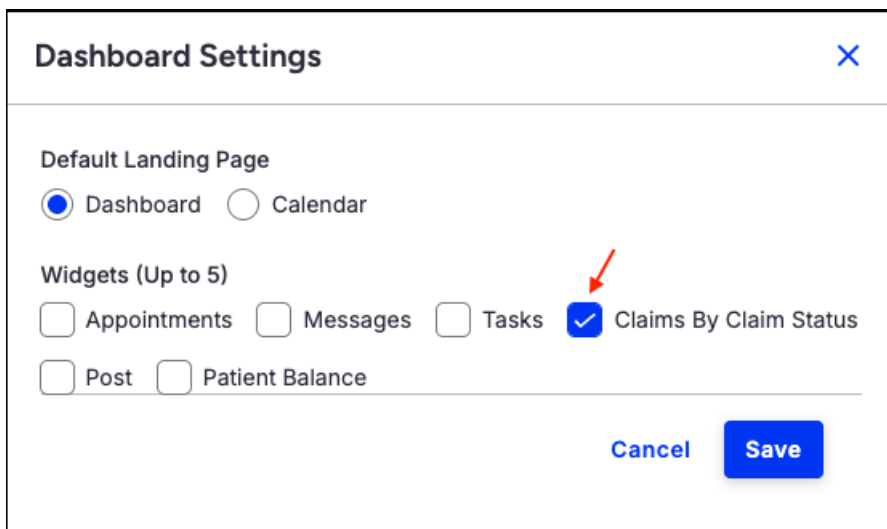
Claim by Claim Status Widget

The claim-by-claim status widget on your dashboard will show claims with their current status. There are two ways you can quickly and easily see which claims make up that particular status. To enable this widget:

1. Press the gear icon on your dashboard.




2. Select the box next to Claims by Claim Status.



3. The Claims by Claim Status widget should now show on your dashboard.
4. On the Claims by Claim Status widget, you can see your total number of claims and their current status.

Claims by Claim Status 246		Go to Billing	
39 Claims in Progress	>	207 Claims to Review	>
0 In Process at Payer	>	0 ERA Received	>
0 Payer Acknowledged	>	0 ERA Denied	>
0 Coordination of Benefits	>	202 Not Submitted	>
0 In Process at Clearinghouse	>	5 Missing Information	>
39 Other	>	0 Rejected	>

5. Pressing on the Go to Billing words on the top right will take you to the Live Claims Feed. Pressing on any of the right-facing arrows on each row will take you to the Live Claims Feed and show you the claims that are in that status.

Claims by Claim Status 246		 Go to Billing	
39 Claims in Progress	>	207 Claims to Review	>
0 In Process at Payer	>	0 ERA Received	>
0 Payer Acknowledged	>	0 ERA Denied	>
0 Coordination of Benefits	>	202 Not Submitted	>
0 In Process at Clearinghouse	>	5 Missing Information	>
39 Other	>	0 Rejected	>