



Manage Patient Flag Types

Last modified on 12/16/2025 8:42 pm EST

[Reorder patient flag types](#) | [Edit patient flag types](#) | [Archive patient flag types](#) | [Restore patient flag types](#) | [Sort \(A-Z\)](#)

Reorder patient flag types

You can reorder patient flag types by selecting the grey  or black  (when the **Show All Items** toggle switch is on) hamburger icon and dragging and dropping them to the desired location. The video below illustrates how to reorder patient flag types when the **Show All Items** toggle switch is turned on.

Your browser does not support HTML5 video.

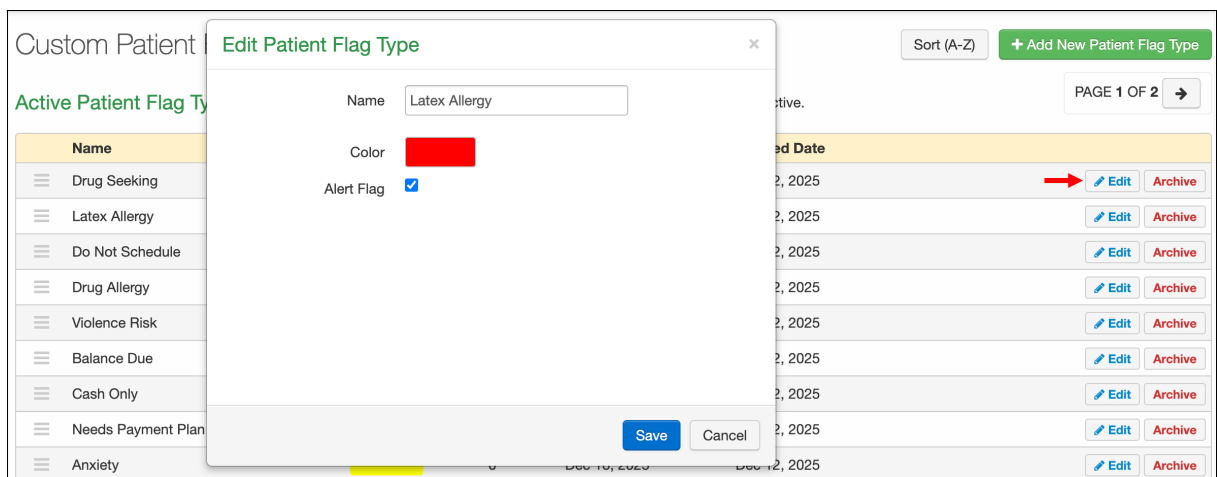
Show all items

Use the **Show All Items** toggle switch to quickly load the initial paginated view, while still giving you the option to view and reorder patient flag types across pages when needed. Each page contains 20 patient flag types.

Show All Items	Result
Turned on (Yes)	All flag types load on one page rather than multiple pages so that you can reorder across all results.
Turned off (No)	The pagination allows reordering within each page.

Edit patient flag types

1. Select **Edit**.
2. Make your changes and then select **Save**.



Archive patient flag types

1. Select **Archive**.
2. Select **OK** to confirm the archive.

The patient flag type moves to the **Archived Patient Flag Types** section.

Archived Patient Flag Types					
Name	Color	Flags	Archived Date	Created Date	
Saturdays Only	<div></div>	0	Dec 16, 2025	Dec 12, 2025	Unarchive

Restore patient flag types

Under the **Archived Patient Flag Types** section, select **Unarchive** for the patient flag type you want to restore. The patient flag type moves to the **Active Patient Flag Types** section.

Sort (A-Z)

Select **Sort (A-Z)** to alphabetize the patient flag types.

